

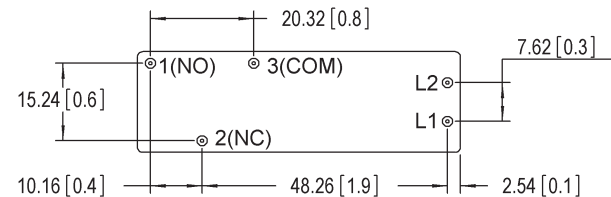
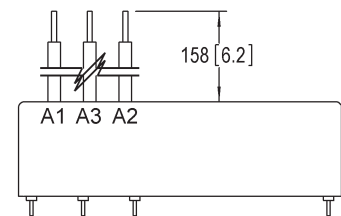


FEATURES

- > Tungsten contacts improve hot load switching*
- > Contact GIGAVAC Applications Support for load capability
- > Can be mounted in any position, any axis

PRODUCT SPECIFICATIONS

Contact & Relay Ratings	Units	G81
Contact Form		C
Contact Arrangement		SPDT
Voltage, Test Max., Contacts & to Base (15 µA Leakage Max., dc or 60Hz)	kV Peak	11
Voltage, Operating Max., Contacts & to Base (15 µA Leakage Max.) - dc or 60 Hz	kV Peak	10
Current, Continuous Carry Max - dc or 60 Hz	Amps	5, 10
Resistance, Contact Max @ 1A, 28 Vdc	ohms	0.05
Operate Time	ms	10
Release Time	ms	10
Life, Mechanical	cycles	2 million
Weight, Nominal	g (oz)	70 (2.5)
Vibration, Operating, Sine (55-500 Hz Peak)	G's	10
Shock, Operating, 1/2 Sine 11ms (Peak)	G's	30
Temperature Ambient Operating	°C	-55 to +85

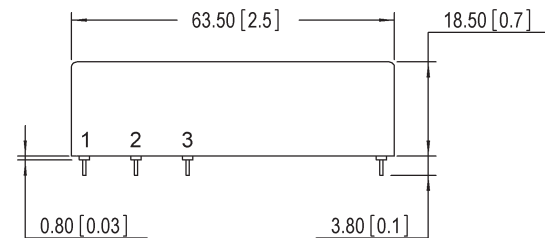


*Consult factory for load switching applications.

COIL RATINGS

Nominal, Volts dc	12	26.5	115
Pick-up, Volts dc, Max.	8	16	80
Drop-Out, Volts dc	.5 - 5	1 - 10	5 - 50
Coil Resistance (Ohms ±10%)	70	290	4700

Ratings listed are for 25°C, sea level conditions



PART NUMBER SYSTEM

G81C	3	3	5
Coil Voltage	2 = 12 Vdc, PC Pins 3 = 26.5 Vdc, PC Pins 5 = 115 Vdc, PC Pins		
High Voltage Connections		3 = PCB Pins - 5 Amp 4 = Flying Leads - 10 Amp	
Mounting			5 = PC Board