

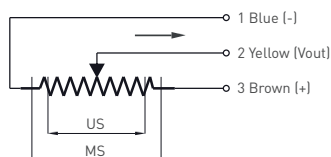
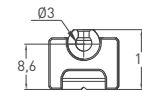
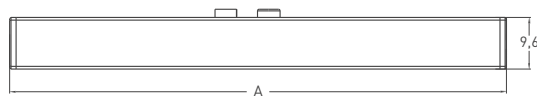
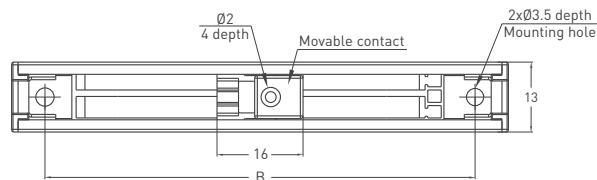
- Measurement range 25 - 150 mm
- 30 million movements life
- Special guidance system
- Infinite resolution
- 2 kOhm : 25 - 50 mm
- 5 kOhm : 75 - 150 mm



### Technical Specifications

|                             |   |
|-----------------------------|---|
| Measurement stroke          | 25 - 150 mm                                 |
| Linearity                   | ±%0.2 (75-150 mm), ±%0.5 (<75 mm)           |
| Repeatability               | < 0.01 mm                                   |
| Resolution                  | Infinite                                    |
| Resistance                  | 2 kOhm : 25 - 50 mm<br>5 kOhm : 75 - 150 mm |
| Resistance tolerance        | ± %20                                       |
| Load resistance             | 100 kOhm min.                               |
| Recommended wiper current   | <1 µA                                       |
| Permissible applied voltage | 28 VDC max.                                 |
| Displacement speed          | < 5 m/s                                     |
| Mechanical life             | 30 million movement                         |
| Gövde çapı                  | 13 mm x 9,6 mm                              |
| Gövde malzemesi             | Anodized aluminium                          |
| Protection level            | IP 54                                       |
| Operating temperature       | -20°C ... +80°C                             |
| Storage temperature         | -30°C ... +90°C                             |

### Mechanical Specifications



|           |      |      |       |       |       |
|-----------|------|------|-------|-------|-------|
| SOPH (mm) | 25   | 50   | 75    | 100   | 150   |
| A ± 0,5   | 67,5 | 92,5 | 117,5 | 142,5 | 192,5 |
| B ± 0,5   | 55   | 80   | 105   | 130   | 180   |

### Ordering Procedure

| Model | Measurement stroke (mm) | Linearity (%)                                | Resistance (kOhm)                           |
|-------|-------------------------|--|---|
| SOPH  | 75                      | B  | 2K  |
| SOPH  | 25 - 150 mm             | A : ±%0.5 (<75 mm),<br>B : ±%0.2 (75-150 mm) | 2 kOhm : 25 - 50 mm<br>5 kOhm : 75 - 150 mm |