

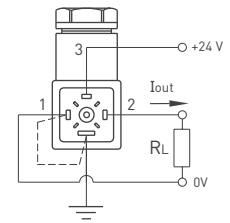
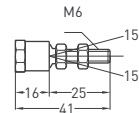
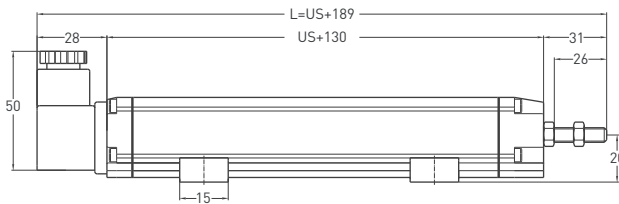
- Measuring range 30 - 1000 mm
- Internal electronic circuit
- 4-20mA, 0-20mA, 0-10V output
- <0.01 mm repeatability



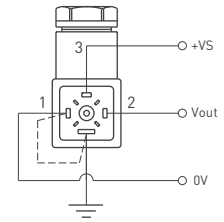
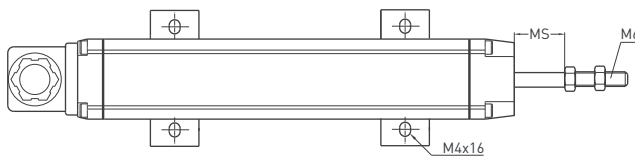
Technical Specifications

Measurement stroke	30 - 1000 mm
Linearity	±%0.05 (>200 mm), ±%0.1(130-200mm), ±%0.2 (75-129 mm), ±%0.5 (<75 mm)
Repeatability	< 0.01 mm
Resolution	Infinite
Output	4-20mA, 0-20mA, 0-10V, 20-4mA, 20-0mA, 10-0V
Permissible applied voltage	15 - 30 VDC
Electrical connections	4 pin connector
Displacement speed	< 5 m/s
Mechanical life	100 million movement
Case dimensions	33 mm x 33 mm
Case material	Anodized aluminium
Rod material	Stainless steel
Rod diameter	Ø6 mm
Mechanical fixing	Variable brackets
Protection level	IP 65
Operating temperature	-20°C ... +80°C
Storage temperature	-30°C ... +90°C

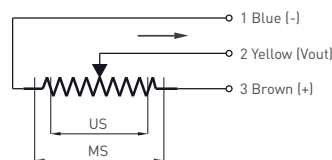
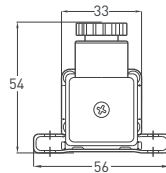
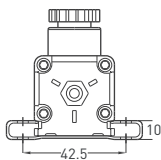
Mechanical Specifications



0-20mA or 4-20mA Output



0-10V and 10-0V Output



ERTL (mm)	30	50	75	100	125	130	150	175	200	225	250	275	300	325	350	375	400	450	500	550	600	650	700	750	800	850	900	1000
US (Usefull stroke)	30	50	75	100	125	130	150	175	200	225	250	275	300	325	350	375	400	450	500	550	600	650	700	750	800	850	900	1000
MS (Mechanical stroke)	33	53	78	103	128	133	153	178	203	228	253	278	303	328	353	378	403	453	503	553	603	653	703	753	803	853	903	1003
L (Total stroke)	219	239	264	289	314	319	339	364	389	414	439	464	489	514	539	564	589	639	689	739	789	839	889	939	989	1039	1089	1189

Ordering Procedure

Model	Measurement stroke (mm)	Linearity (%)	Output	Connector
ERTL	500	D	V10	C1
ERTL	30 - 1000 mm	A: ±%0.5 (<75mm), B: ±%0.2 (75 - 129mm), C: ±%0.1 (130 - 200mm), D: ±%0.05 (>200mm)	I40 : 4-20mA V10 : 0-10V I04 : 20-4mA V01 : 10-0V I20 : 0-20mA I02 : 20-0mA	C1 : 4 pin connector

Above given technical data are only for information purpose. OPKON has right to change product specifications without notice.